

Community



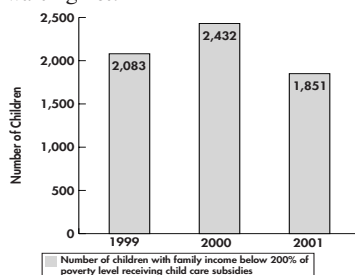
Goal: New York State communities will provide children, youth, and families with healthy, safe, and thriving environments, and with opportunities to help them meet their needs for physical, social, moral, and emotional growth.



Rockland Low Income Child Care Subsidies

Source: Rockland County Department of Social Services, Day Care Unit.

Due to a lack of funding, the number of Rockland children with family income below 200% of the poverty level receiving child care subsidies decreased 24% between 2000 (2,432 children) and 2001 (1,851 children). As a result, a waiting list was established. By December 2001, there were 1,338 children waiting for child care assistance. Note: Increased funding received in 2002 is sufficient to assist all eligible families on the waiting list.



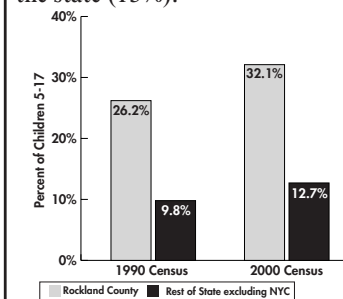
Description: The number of children from low income working families in Rockland County receiving subsidized child care.

Significance: The availability of childcare subsidies is a determining factor to whether Rockland lower income families can obtain and maintain employment.

Youth 5-17 Years Old Who Speak a Language Other Than English at Home

Source: US Census Bureau, 1990 Census, Summary File 3; US Census Bureau, 2000 Census, Summary File 3

Almost one out of three Rockland County school children (18,785) speak a language other than English at home. This represents an increase of 6% from 1990, and is more than twice the percentage of that of the rest of the state (13%).

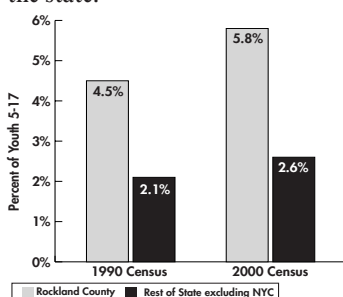


Description: Percentage of minors, ages 5 to 17, who primarily speak a language other than English at home.
Significance: This is an indicator of cultural identity within Rockland County.

Youth 5-17 Years Old Living in Linguistically Isolated Homes

Source: US Census Bureau, 1990 Census, Summary File 3; US Census Bureau, 2000 Census, Summary File 3

Although the percentage of youth living in linguistically isolated homes in Rockland County has changed slightly, the number of youth has increased by 391 persons. Rockland's percentage is 2.5 times greater than the rest of the state.



Description: A household in which all members 14 years old and over speak a language other than English, and also report speaking English less than "Very Well", is considered linguistically isolated.

Significance: This indicator reflects the number of persons living in households where a language other than English is spoken. This may impact all household members in accessing services and in connecting to the community at large.

2001 Rockland Survey of Student School Safety Concerns

Source: Rockland Parents' Resource Institute for Drug Education (PRIDE) Survey, March 2001

One in ten eighth grade students participating in the Rockland 2001 PRIDE Survey admitted to having carried a knife or other weapon to school and almost one out of four have been kicked, slapped or hit while in school.

A greater number of tenth grade students (one in eight) carried a knife or other weapon to school, but fewer reported having been kicked, slapped or hit while at school.

	8th Grade			
	Yes		No	
	Rockland	National	Rockland	National
Carried a Gun	1.8%	1.9%	98.2%	98.1%
Carried a Knife or other weapon	11%	11.3%	89.0%	88.7%
Been hurt by student using gun, knife, or other weapon	2.2%	2.8%	97.8%	97.2%
Been hurt by kick, slap, or hit	24.0%	24.6%	76.0%	75.4%
	10th Grade			
	Yes		No	
	Rockland	National	Rockland	National
Carried a Gun	2.3%	2.5%	97.7%	97.5%
Carried a Knife or other weapon	12.5%	13.7%	87.5%	86.3%
Been hurt by student using gun, knife, or other weapon	2.2%	2.9%	97.8%	97.1%
Been hurt by kick, slap, or hit	14.9%	16.0%	85.1%	84.0%

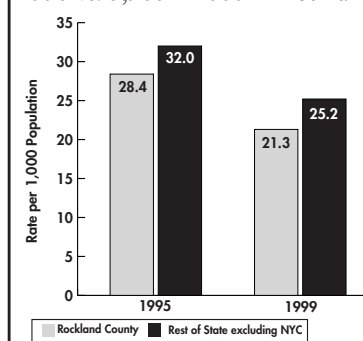
Description: PRIDE Survey responses to questions concerning student safety while at school.

Significance: Violence and the potential for violence may cause feelings of anxiety for students, with a possible impact upon school attendance and performance.

Property Index Crimes Known to the Police

Source: NYS Division of Criminal Justice Services

The number of property index crimes in Rockland County decreased at a slightly greater rate than the rest of the state (24% vs. 21%). There were 7,820 property index crimes in 1995 vs. 5,968 in 1999 in Rockland County.

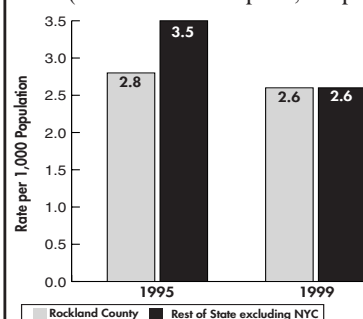


Description: Property Index Crimes include burglary, larceny, and motor vehicle theft.
Significance: This is not a measure of victimization, but the number of property crimes reported to, or known by, the police. It is an indicator of criminal activity.

Violent Index Crimes Known to the Police

Source: NYS Division of Criminal Justice Services, Uniform Crime Report

The number of violent index crimes in Rockland County remained relatively stable. There was a slight decrease between 1995 (767 violent crimes) and 1999 (739 violent crimes). In 1999, the rate of violent crimes was the same as the rest of the state (2.6 violent crimes per 1,000 population).



Description: Violent Index Crimes include murder, non-negligent manslaughter, forcible rape, robbery, and aggravated assault.
Significance: The index offenses known to the police are the best official indicator of the relative level of criminal activity.

